

Trust Board Paper CC

To:	Trust Board						
From:	Medical Director						
Date:	24 April 2014						
CQC regulation:	As applicable						
Title:	R&D in UHL – quarterly report						
Author/Responsible Director: Medical Director/Director of R&D							
Purpose of the Report: To inform the Trust Board of current activity and challenges in R&D							
The Report is provided to the Board for:							
<table border="1"> <tr> <td>Decision</td> <td><input type="checkbox"/></td> </tr> </table>		Decision	<input type="checkbox"/>	<table border="1"> <tr> <td>Discussion</td> <td><input checked="" type="checkbox"/></td> </tr> </table>		Discussion	<input checked="" type="checkbox"/>
Decision	<input type="checkbox"/>						
Discussion	<input checked="" type="checkbox"/>						
<table border="1"> <tr> <td>Assurance</td> <td><input checked="" type="checkbox"/></td> </tr> </table>		Assurance	<input checked="" type="checkbox"/>	<table border="1"> <tr> <td>Endorsement</td> <td><input type="checkbox"/></td> </tr> </table>		Endorsement	<input type="checkbox"/>
Assurance	<input checked="" type="checkbox"/>						
Endorsement	<input type="checkbox"/>						

University Hospitals of Leicester NHS Trust

Monthly Activity Report

Report Date: **11 April 2014**

Data Sourced: 31 March 2014

Welcome to the monthly NIHR portfolio activity report for your trust. This report contains information on 2013/14 recruitment and performance measures. This is the penultimate report for partners within LNR CLRN. The table below is a snapshot of LNR CLRN member trusts and stakeholder organisations, progress measured against National and Local Performance Measures (N/LPMs). The table also states the corresponding chart within the report.

Recruitment Criteria						
13/14 YTD RAG %	Trust	YTD Recruitment	Annual Target	NPM/LPM	Description	Chart
114.54%	UHL	8,997	8,381	NPM 1a.1	Progress towards 13/14 recruitment target	1.2 2.1
94.36%	KGH	978	1,101	NPM 1a.2	Progress towards 13/14 recruitment target	1.2
216.25%	LPT	1076	530	NPM 1a.4	Progress towards 13/14 recruitment target	1.2
109.22%	NGH	1297	1,268	NPM 1a.3	Progress towards 13/14 recruitment target	1.2
68.98%	NHfT	340	540	NPM 1a.5	Progress towards 13/14 recruitment target	1.2
175.20%	LRPC	6,288	3,819	NPM 1a.6a	Progress towards 13/14 recruitment target	1.2
67.56%	NPC	1213	2,122	NPM 1a.6b	Progress towards 13/14 recruitment target	1.2
121.99%	LNR CLRN	20,189	17,761	NPM 1a	5% increase in recruitment (2012/13 to 2013/14)	1.1
Time and Target Criteria - Network-wide						
60%	LNR	N/A	80%	NPM 2b	% of Non-Commercial Studies (Closed) recruiting to Time and Target in LNR	1.3
62%	LNR	N/A	80%	NPM 2a.1	% of Commercial Studies (CCRN-Closed) recruiting to Time and Target in LNR	1.3
44%	LNR	N/A	80%	NPM 2a.2	% of Commercial Studies (CCRN-Open) recruiting to Time and Target in LNR	1.3
45%	LNR	N/A	80%	LPM 8.3	% of Non-Commercial Studies (Open) recruiting to Time and Target in LNR	1.3
First Patient First Visit (FPFV) - Network-wide						
13/14 YTD RAG %	Area	2013/14 National Target	NPM/LPM	Description		Table
9%	LNR	80%	NPM 4c	NHS Permission to first patient recruited in a commercial trial (<=30 days) in median calendar days for >=80% for all studies		1.4
12%				NHS Permission to first patient recruited in a commercial trial (<=30 days) in median calendar days for >=80% for CCRN-led		
25%	LNR	80%	NPM 4c	NHS Permission to first patient recruited in a non-commercial trial (<=30 days) in median calendar days for >=80% for all studies		1.4
38%				NHS Permission to first patient recruited in a non-commercial trial (<=30 days) in median calendar days for >=80% for CCRN-led studies		
Research Management and Governance Criteria - Network-wide						
Percent	Area	2013/14 National Target	NPM	Description		Chart
96%	LNR	80%	NPM 4a	Study-wide checks completed within 30 calendar days		1.5
98%	LNR	80%	NPM 4b	Local checks completed within 30 calendar days		1.5

Section 1—Research Network Overview

1.1 LNR CLRN recruitment against recruitment target (NPM 1a)

Figure 1.1 provides a monthly breakdown of reported participant recruitment in portfolio studies by financial year. This includes data from 2012/13 and 2013/14 year to date (YTD). The chart also shows how well LNR CLRN is recruiting towards the overall 2013/14 recruitment target of 17,761 participants.

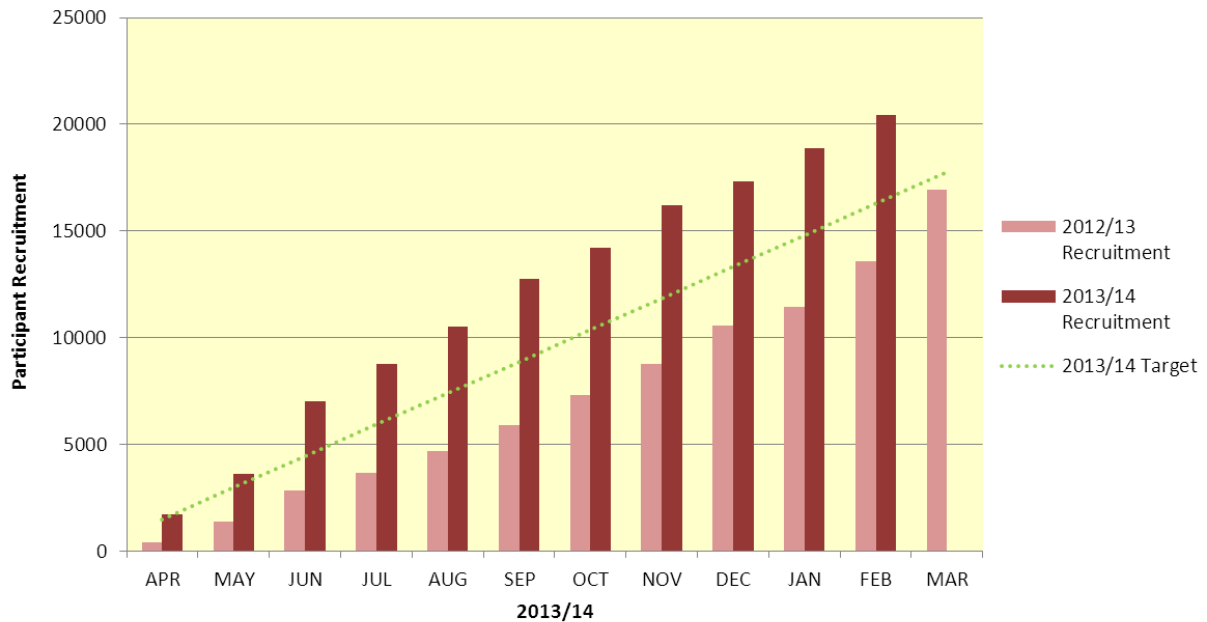


Figure 1.1: LNR CLRN recruitment by month and financial year (2012/13 and 2013/14)

1.2 LNR CLRN progress towards recruitment target by member organisation (NPM 1a.1-6b and 5a) Figure 1.2 illustrates how well LNR CLRN and member organisations are recruiting towards their 2013/14 YTD recruitment targets.



Figure 1.2: Percentage difference between 2013/14 YTD recruitment and YTD recruitment target by Member Organisation

1.3 LNR CLRN recruiting to time and target (NPM 2a.1, 2a.2, 2b and LPM 8.3)

LNR CLRN are performance managed on delivering all portfolio studies to time and target. We have three national performance measures (NPM) and one local performance measure (LPM) to monitor our progress. There are NPMs for open and closed studies for 80% of CCRN commercial portfolio studies to achieve their recruitment targets. The third NPM is for non-commercial studies and is measured at study closure. Open non-commercial studies are monitored locally and have an LPM also set at 80%, to ensure that they are recruiting to time and target throughout the study. Figure 1.3 shows data for all open study sites and those that have closed since 1 April 2013.

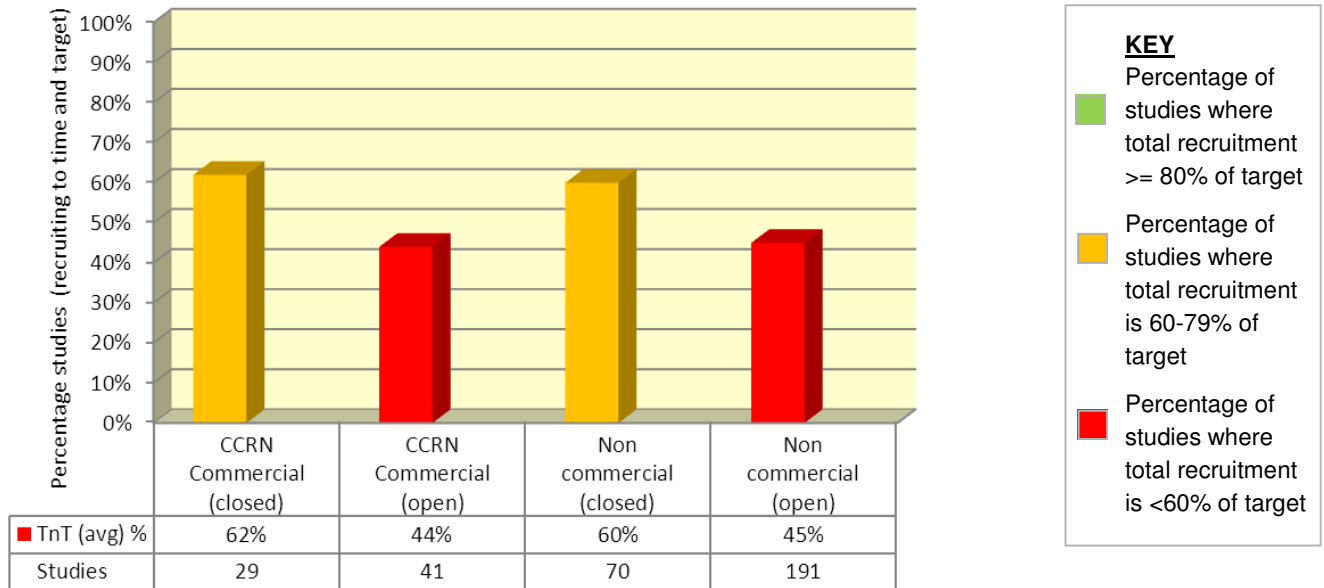


Figure 1.3: Percentage of LNR CLRN studies recruiting to time and target 2013/14 YTD

1.4 First Patient First Visit (FPFV) (NPM 4c)

LNR CLRN collects data on the number of days a study site takes to recruit a participant once a site has been authorised to do so. CLRNs are performance managed (NPM 4c) on ensuring that study sites recruit their first patients within 30 days of NHS permission, site initiation or site activation date. When calculating the first patient first visit data locally, the latest date is used.

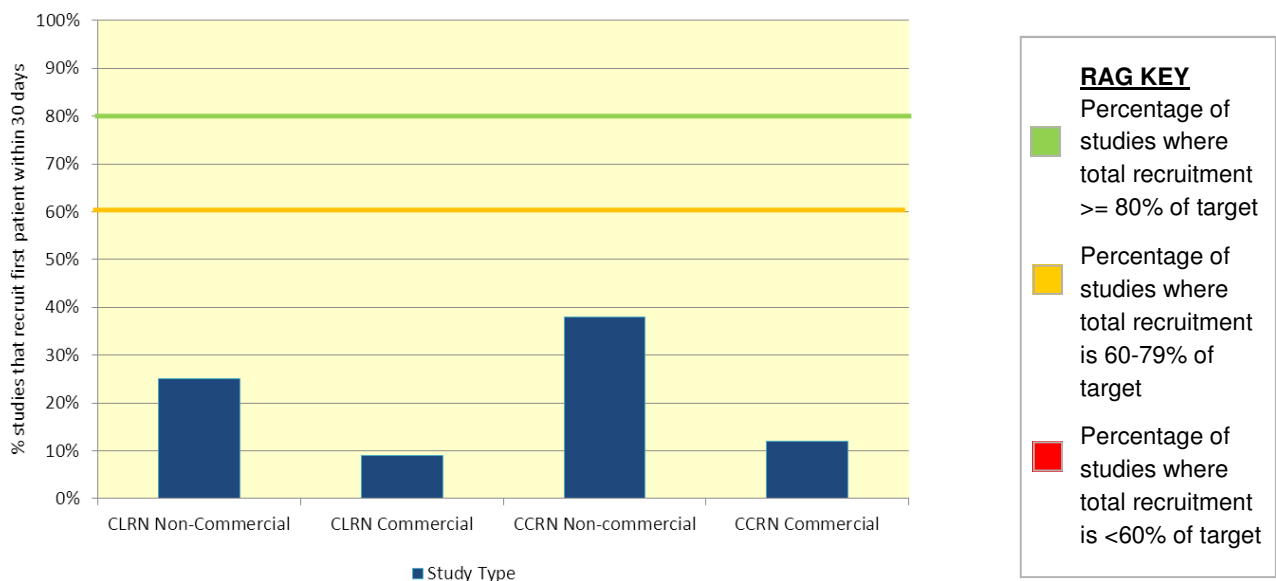


Figure 1.4: LNR CLRN performance against First Patient First Visit metrics 2013/14

1.5 Research Management and Governance (RM&G) (NPM 4a and 4b)

All CLRNs are performance measured on the time taken to complete study-wide and local site checks. This is to ensure that studies receive NHS permission as quickly as possible. The measure is for 80% of studies to have all checks completed within 30 calendar days. Figure 1.5 shows the percentage of studies approved each month that have had their study checks completed within 30 calendar days.

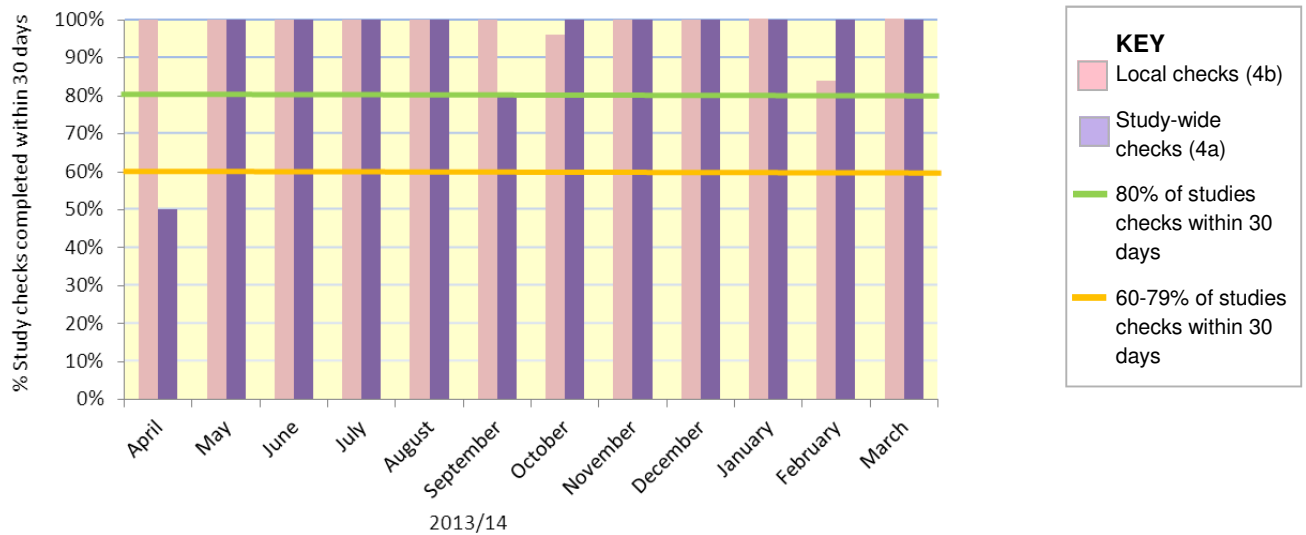


Figure 1.5: LNR CLRN RM&G performance against national metrics 2013/14

1.6 LNR CLRN funding

Figure 1.6a shows the percentage of funding allocated to member trusts and primary care (PC) in 2013/14. Figure 1.6b shows 2013/14 trust/primary care recruitment as a percentage of total LNR CLRN recruitment.

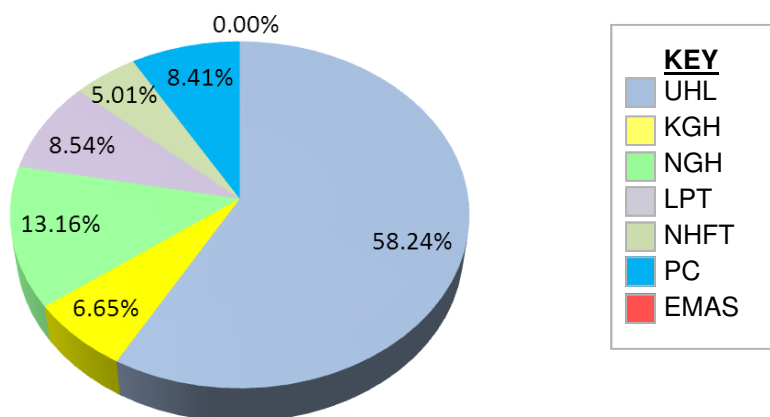


Figure 1.6a: LNR CLRN 2013/14 funding by trust

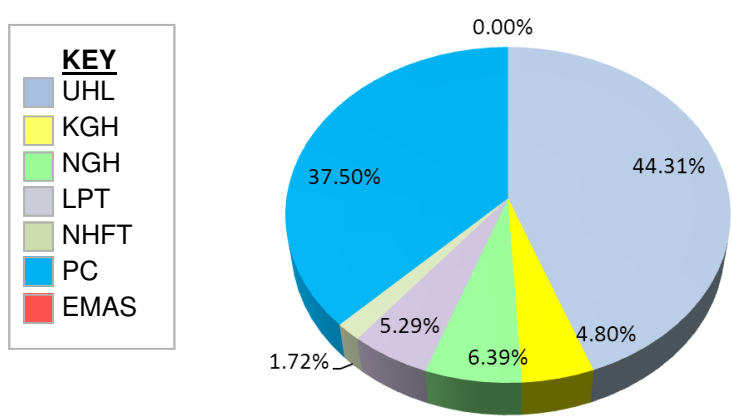


Figure 1.6b: LNR CLRN 2013/14 recruitment by trust

Note: The funding percentage for UHL is skewed as they host three research networks which provide support across a range of other NHS trusts in the region. Some of the funding shown for UHL is utilised in cross network coordinating functions of the South East Midlands Diabetes Research Network, LNR Cancer Research Network and Trent Stroke Network. At present, funding for primary care is considered as a total allocation, rather than by county, in line with the way recruitment is currently reported to us by the NIHR. Primary care funding also includes funding provided to the East Midlands and South Yorkshire Primary Care Research Network (EMSY PCRN). Please note that these figures do not take account of referrals from participant identification centres (PICs) to other sites where the recruitment actually takes place.

Section 2—Trust level information

2.1 2013/14 UHL recruitment against target (NPM 1a.2)

Figure 2.1 provides a cumulative monthly breakdown of reported participant recruitment in portfolio studies by financial year for 2012/13 and 2013/14 year to date (YTD). The chart also shows how well UHL is recruiting towards the 2013/14 recruitment target.

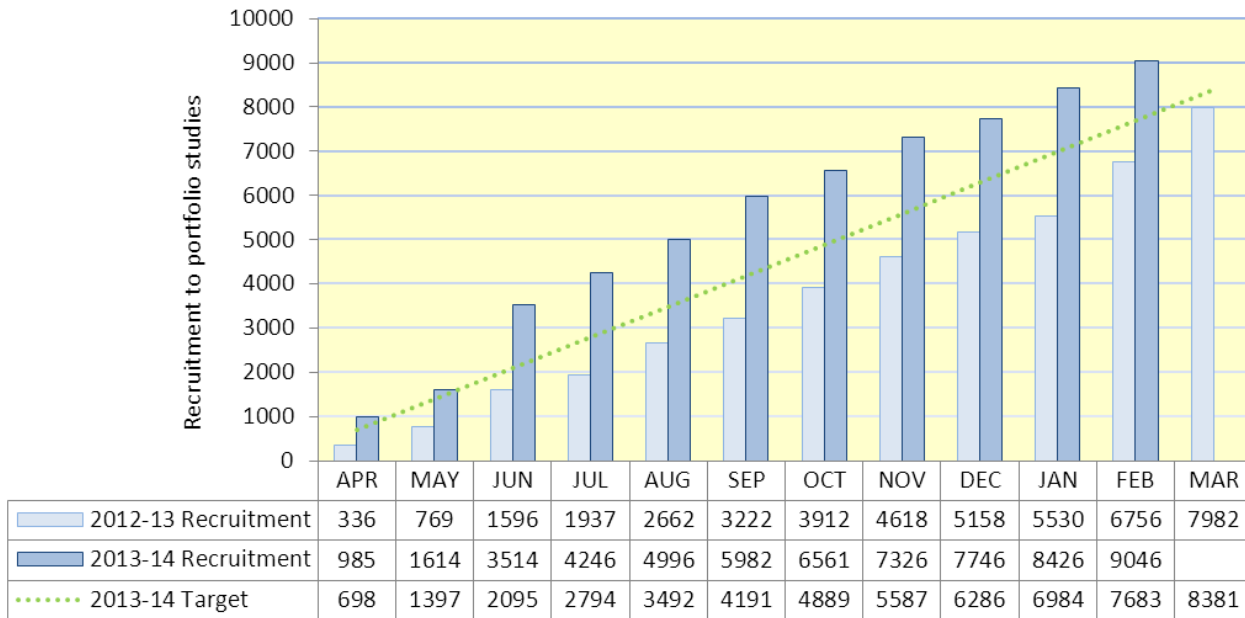


Figure 2.1: UHL recruitment by month and financial year (2012/13 and 2013/14)

2.2 UHL 2013/14 recruitment by Topic Network and CCRN Specialty Group

Figure 2.2 looks at UHL recruitment by topic network and specialty group. For studies that have been formally co-adopted, recruitment has been counted for all relevant topic networks and specialty groups. Therefore, recruitment may have been counted more than once.

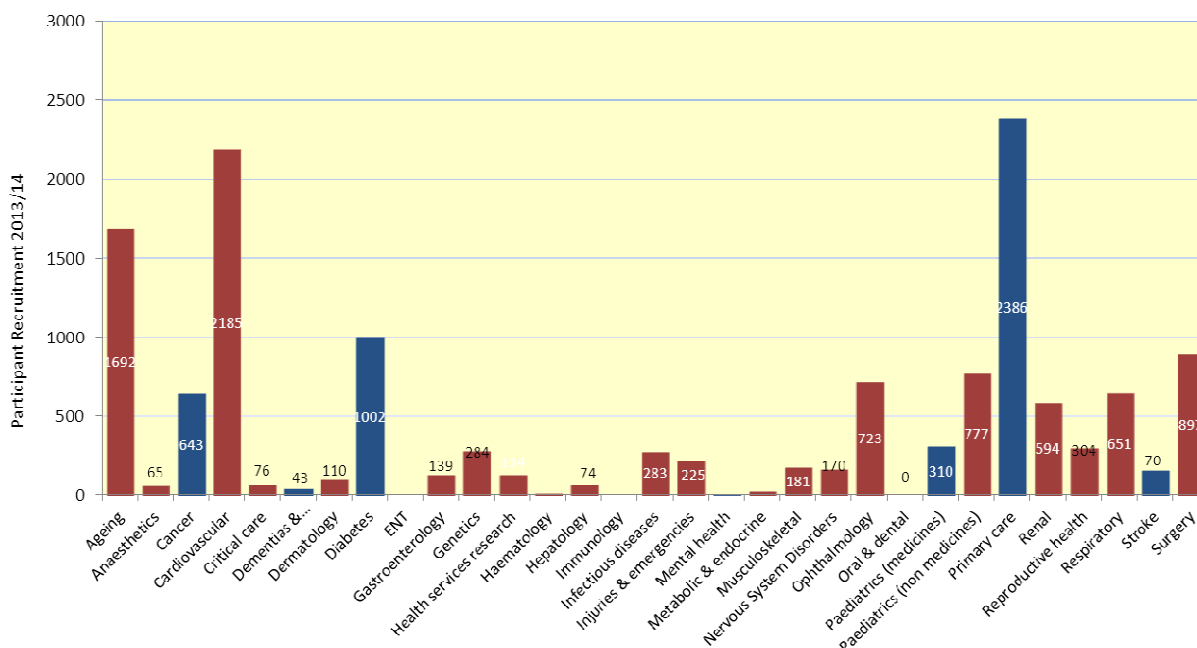


Figure 2.2: UHL 2013/14 recruitment in by Topic Network and CCRN Specialty Group

2.3 Percentage of UHL studies recruiting to time and target

Figure 2.3 shows recruitment to time and target data for open studies at UHL, and those that have closed since 1 April 2013. The data is displayed as an average across all studies that match the criteria, and shows commercial (CCRN only) and non-commercial (all studies) separately.

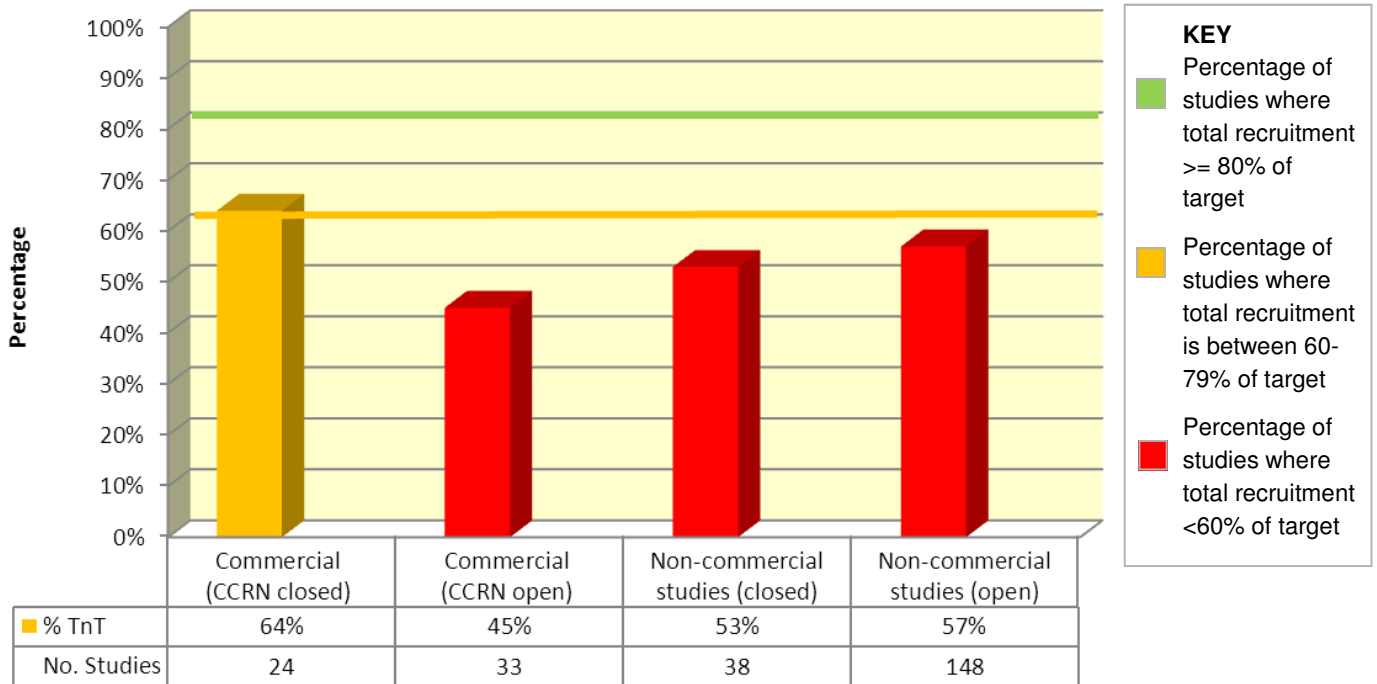


Figure 2.3: Percentage of UHL studies recruiting to time and target 2013/14 YTD

2.4 LNR CLRN Research Management and Governance (RM&G) for UHL in 2013/14

Figure 2.4 shows the percentage of studies approved each month that had their local study checks completed within 30 calendar days. The CLRN has a national performance measure to ensure 80% of studies obtain NHS permission within 30 calendar days.

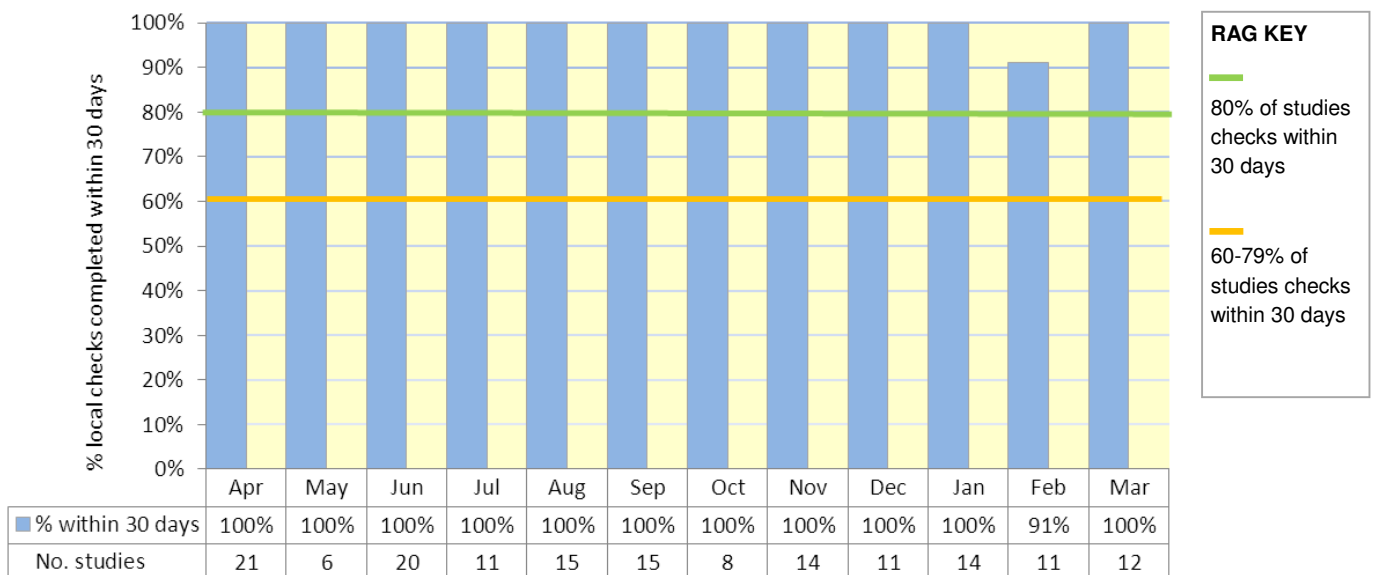


Figure 2.4: LNR CLRN RM&G performance for UHL in 2013/14

Section 3—Study Information

Recruitment information for open and closed studies at UHL has been generated using the Time and Target (TnT) database. These reports are published to the NIHR UHL-shared Portal site and compare local study recruitment with local site recruitment targets.

Time and Target (TnT) reports

3.1 UHL open studies

This portal site captures all portfolio studies open at UHL. This includes studies that have recruited participants as well as those that are yet to report recruitment. This information can be filtered by column heading and exported.

<https://portal.nihr.ac.uk/sites/ccrn/lnrclrn/recruitment/uhlshared/Lists/uhlopenstudies/byacronym.aspx>

3.2 UHL closed studies

This report includes all studies that have closed for recruitment within UHL during the current financial year (2013/14). This information can be filtered by column and exported.

<https://portal.nihr.ac.uk/sites/ccrn/lnrclrn/recruitment/uhlshared/Lists/uhlclosedstudies/byacronym.aspx>

If you experience any technical difficulties with the NIHR Portal please contact Paul Maslowski (LNR CLRN Information Manager) or Angel Christian (LNR CLRN TnT Administrator) for advice.

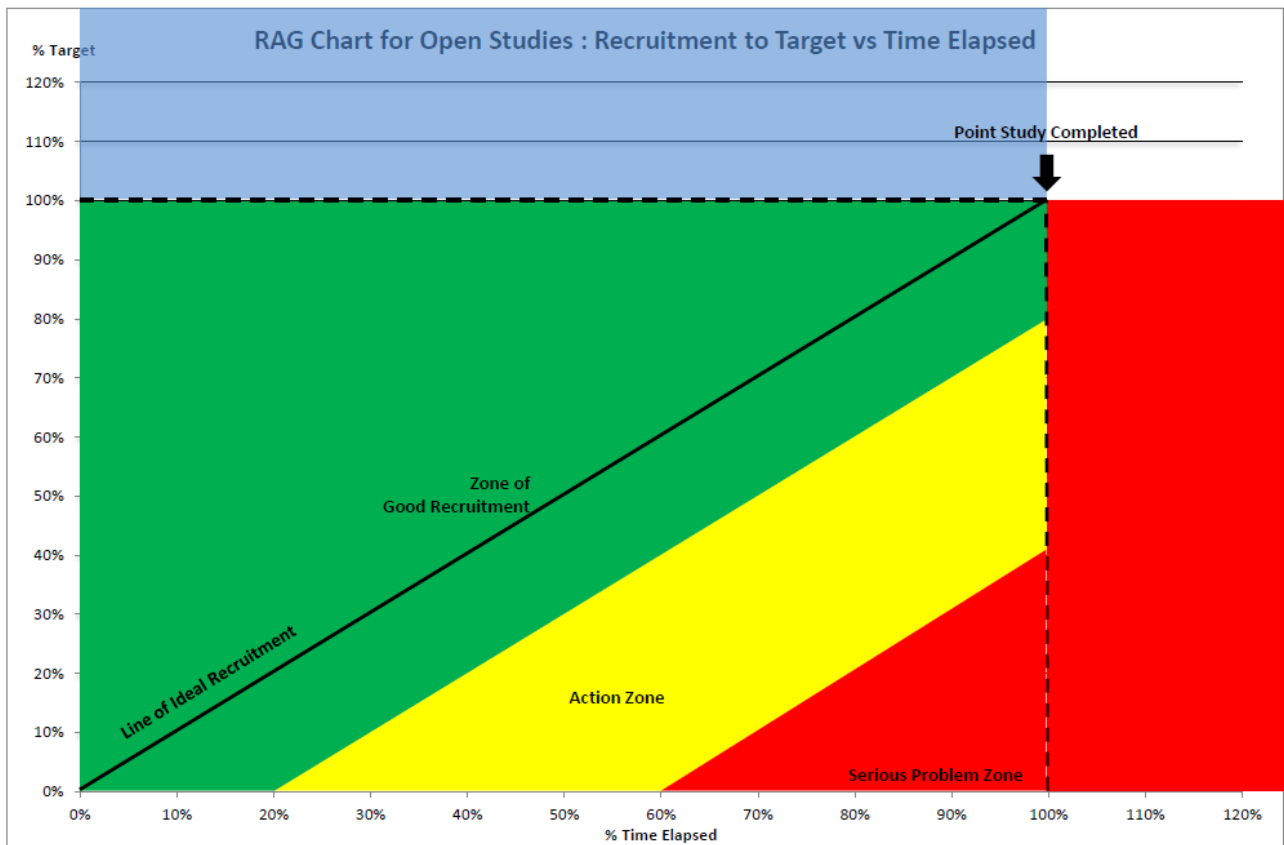
Glossary

Activity Based Funding (ABF)	Funding that is allocated to Comprehensive Research Networks which is based on recruitment and study complexity.
Awaiting response status (CSP report)	RM&G team are awaiting response from a member of the study team before the governance review can commence.
Closed study	A portfolio study that has closed to recruitment (across all study sites).
Commercial study	A commercial study is defined as one that is both industry-funded and industry-sponsored.
Commercial time and target data	There may be discrepancy between the time and target data presented in item 2.3 and the time and target reports. This is due to the delay in reporting commercial recruitment data nationally. We maintain local recruitment records for commercial studies which are accurate and these are used to calculate the data presented in item 2.3, while the national data is presented in the time and target reports.
CSP	The NIHR Coordinated System for gaining NHS Permission. CSP must be used for all new portfolio studies to gain NHS Trust permission and R&D approval.
Data sourced date	The date the national portfolio performance data is published by the NIHR CRN CC. This data is incorporated into our local TnT database and used to create this report. At present there is a four week lag from when a participant is recruited into a study and when this data will be reported by the NIHR CRN CC.
First Patient First Visit (FPFV)	This National Performance Measure looks at the time taken from NHS permission date (since 1 April 2013) or Site Initiation (whichever is later) to first patient recruited in a trial (≤ 30 days) for 80% of LNR CLRN studies.
Governance checks assigned (CSP report)	A LNR CLRN RM&G Facilitator has been assigned to the study for governance review.
Interventional study	A study where the participants' exposure to a particular intervention (e.g. treatment or lifestyle) is influenced by participating in the study (e.g. whether or not a participant receives a particular treatment will be determined by the research protocol). Clinical trials are the most common type of interventional study.
Lead CLRN—Trust R&D permission granted (CSP report)	The Chief Investigator is based at a trust within LNR. Trust R&D permission is granted at a research site once all governance checks have been undertaken by the CLRN.
LNR CLRN	The Leicestershire, Northamptonshire and Rutland Comprehensive Local Research Network (LNR CLRN) is one of 25 CLRNs across England. It coordinates and facilitates the conduct of clinical research and provides a wide range of support to the local research community. There are nine NHS Trusts and four Higher Education Institutions within the LNR CLRN constituency.
Local Performance Measure (LPM)	An objective decided by the LNR CLRN as a priority area for the financial year. Our progress towards achieving this measure is monitored locally and fed back to our local stakeholders and the NIHR CRN CC.

NHS Permission	Research cannot commence within the NHS without first gaining permission. This is granted as part of a study's research governance process, also referred to as R&D approval.
National Performance Measure (NPM)	An objective decided by the NIHR CRN CC as a priority area for all CLRNs. Our progress towards achieving this measure is monitored locally and fed back to our local stakeholders and the NIHR CRN CC.
NIHR CRN	National Institute of Health Research Clinical Research Network
NIHR CRN CC	National Institute of Health Research Clinical Research Network Coordinating Centre
Non-commercial study	A non-commercial study is one that has some of their research funded by the NIHR, other areas of central Government or NIHR non-commercial partners. However non-commercial studies can also be investigator initiated trials (i.e. commercial collaborative research) or funded by an overseas Government or overseas charity.
Observational study	A study in which the participants' lifestyle or care pathway is not affected by being part of the study i.e. the investigator does not determine whether or not the participants receive or do not receive a particular treatment. The investigator observes the outcome of participants following their exposure (or non-exposure) to a particular interventional or lifestyle.
Open Study	A portfolio study that has received NHS permission and is open to recruit patients. Open dates can vary across multi-centre studies as NHS permission has to be obtained at each study site.
Participant	A patient or individual who is recruited to a study.
Portfolio	A national database of research studies that meet specific eligibility criteria. Portfolio studies have access to infrastructure support via the NIHR Comprehensive Clinical Research Networks and swift R&D permissions through CSP.
QA (CSP report)	Once the governance review is complete, the study undergoes a final quality assurance process by a RM&G manager.
RAG criteria charts	RAG (red, amber, green) provides a key that help measures how well studies are recruiting to time and target. There are different charts for open and closed studies, and are included with this report.
Recruitment	The number of participants consented to a study.

Recruitment target	An agreed target in participant recruitment into portfolio studies in 2013/14.
Report date	The date the report is issued.
Reported recruitment	The sum total of participants consented to a study that is uploaded to the NIHR CRN CC database by a study's recruitment data contact (RDC).
Research Governance	The regulations, principles and standards of good practice that exist to achieve, and continuously improve, research quality across all aspects of healthcare.
Specialty Group	Within the Comprehensive Clinical Research Network (CCRN), there are 23 national Specialty Groups that provide research expertise in their field. They are designed to increase opportunities for researchers to contribute to national and international NIHR portfolio studies.
Study Complexity	Study complexity (also referred to as study design) is considered along with recruitment when allocating activity based funding. Studies are either categorised as simple, observational or interventional.
Time and Target (TnT)	TnT is a project which monitors how well a study progresses towards their recruitment target before the study recruitment close date. TnT can be applied to an entire study (across several sites) or used for local site analysis. Time and target metrics only apply to those studies that received NHS permission on or after April 1st 2010 in line
Study review abandoned (CSP report)	A study review may be abandoned for a number of reasons including problems with the funding, non adoption onto the portfolio or site unsuitability.
Topic Network	There are six topic research networks (Cancer, Diabetes, Dementias and Neurodegenerative Diseases, Medicines for Children, Mental Health and Stroke) and a Primary Care research network within the NIHR CRN. Each research network coordinates and facilitates the conduct of clinical research for their local research community.
Trust R&D permission granted (CSP report)	Trust R&D authorise the study to be undertaken within their trust based on the CLRN RM&G governance review.
Unable to commence local research governance checks (CSP report)	The governance review process is unable to start as not all the relevant documents, authorisations or information has been received by the CLRN RM&G reviewer.
Undergoing research governance review using CSP (CSP report)	The governance review process for a study has commenced using CSP.
YTD	Year to date.

RAG criteria for open studies



RAG criteria for closed studies

